




TIẾNG ANH 8



Unit 10 COMMUNICATION IN THE FUTURE

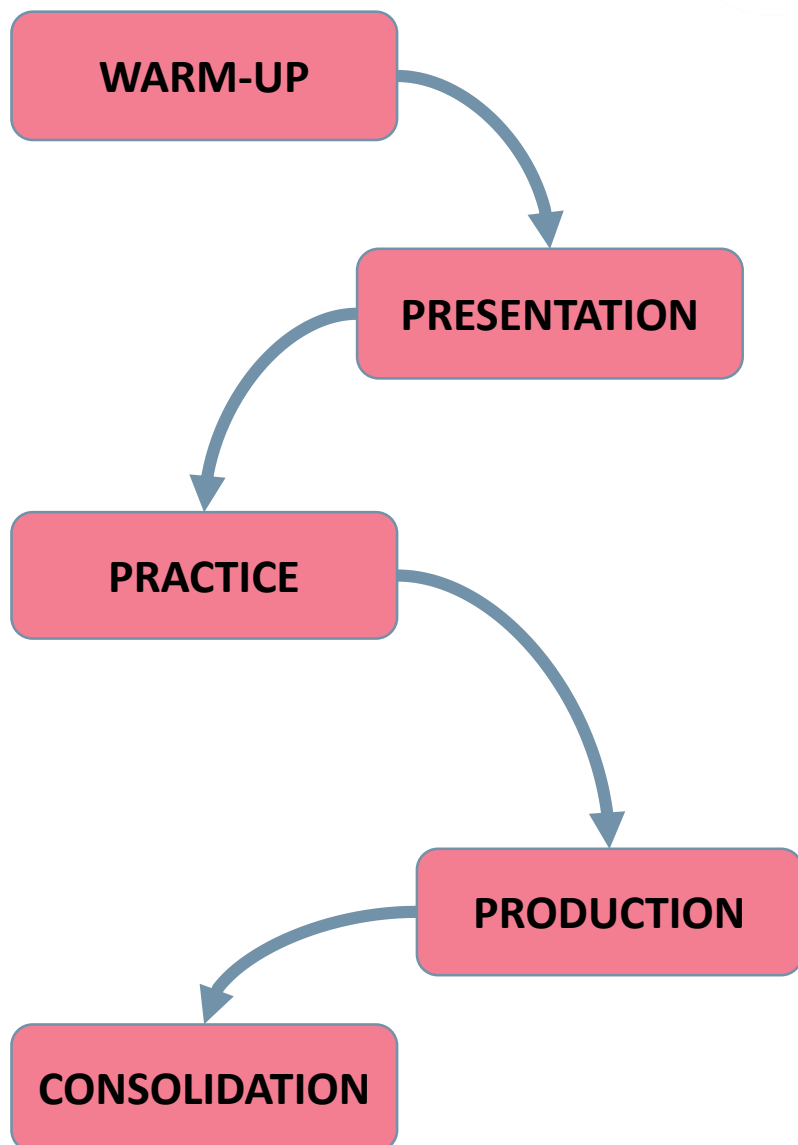


LESSON 3: A CLOSER LOOK 2





LESSON 3: A CLOSER LOOK 2



Where is it?

Prepositions of place and time
Possessive pronouns

Task 1: Complete the sentences with *at, in, in front of, on, opposite, or under*.

Task 2: Circle the correct preposition in each sentence.

Task 3. Complete the text with the prepositions from the box. Use each preposition only ONCE.

Task 5: Complete the second sentence so that it has the same meaning as the first sentence.

Task 4: Work in pairs. Tell each other whether you agree or disagree with the following ideas.

Wrap-up
Homework

WARM-UP

Where is it?

Answer the questions:

1. Where is teacher's smartphone?
2. What will smartphone be like at the end of 2023?
3. What will smartphone be like in 10 years?

PRESENTATION

Prepositions of place



on



under



opposite



in front of



in



at

PRACTICE

1 Complete the sentences with *at*, *in*, *in front of*, *on*, *opposite*, or *under*.

1. Lily's house is at the end of this street.
2. Players always sit opposite each other in a chess game.
3. She looked under the table and finally found her smartwatch.
4. Don't walk in the street. Walk on the pavement.
5. Ann stood in front of me in a line to get on the bus.

PRESENTATION

Prepositions of time



Remember!

- “**in + a length of time**” can express future meaning.

Example: *Robots will replace human shop assistants in ten years.*

- “**for + a length of time**” says how long something goes on for.

Example: *It rained for three hours yesterday.*

- “**by + a specific time**” means “not later than that time”.

Example: *We'll be there by 6 p.m.*

PRACTICE

2 Circle the correct preposition in each sentence.

1. Let's get ready **by** / on / for 10 a.m. We are meeting Dr Saito at 10:15.
2. The first camera phone appeared on / at / **in** May 1999 in Japan.
3. We will be away on / **for** / by two weeks.
4. In the UK, supermarkets always close early in / by / **on** Sundays.
5. I think language barriers will disappear **in** / for / by 30 years.

PRACTICE

- 3** Complete the text with the prepositions from the box. Use each preposition only ONCE.

in on at for by

I think smartphones will change a lot (1) in the near future. They will be much thinner. (2) By 2035, we might be able to roll a phone like a sheet of paper. They will become much smarter, too. They will be able to charge their battery automatically when we are (3) at home. They might check the latest news (4) on the Internet. We won't have to wait (5) for a long time for these super smartphones.

Possessive pronouns



Remember!

We can use possessive pronouns after ***of***.

Example:

Mi is one of my friends.

→ Mi is a friend of **mine**.

PRESENTATION

POSSESSIVE PRONOUNS

A possessive pronoun is a pronoun that is used to indicate possession or ownership.

- This pen is **my pen**, not **your pen**.
- This pen is **mine**, not **yours**.



MINE
YOURS
HIS
HERS
OURS
YOURS
THEIRS

- This is my laptop. It's **mine**.
- These glasses are mine, not **yours**.
- This is my brother 's book. It's **his**.
- He offered to swap his camera for **hers**.
- I'll show you to your room. **Ours** is next door.
- The house is **yours**.
- The ship is **theirs**.

PRACTICE

5 Complete the second sentence so that it has the same meaning as the first sentence.

1. Jack is one of her cousins.

Jack is a cousin of hers.

2. Is this one of his tablets?

Is this a tablet of his?

3. Can I borrow a pencil of yours?

Can I borrow one of your pencils?

4. You look like Nick and Peter. Are you one of their relatives?

You look like Nick and Peter. Are you a relative of theirs?

5. Last year, two of our classmates won scholarships to the US.

Last year, two classmates of ours won scholarships to the US.

PRODUCTION

- 4** Work in pairs. Tell each other whether you agree or disagree with the following ideas:
- 1.** We should not use our smartphones for more than a few hours every day.
 - 2.** By 2050, the way people communicate with each other will be different from now.

CONSOLIDATION

1 Wrap-up



What have we learnt in this lesson?

- ✓ How to use prepositions of place and time
- ✓ How to use possessive pronouns




CONSOLIDATION

2 Homework

Do the exercise in the Workbook



THANK YOU



Website: hoclieu.vn

Fanpage: facebook.com/tienganhglobalsuccess.vn/